

Platform overview

Transform your data into knowledge with our powerful AI platform and visualisation tools

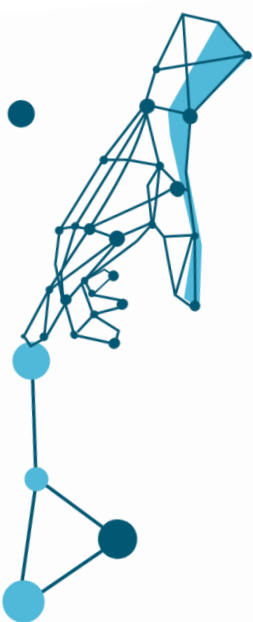
Wallscope will help to prepare your data and your organisation for AI, empowering you to get new value from data that was previously hidden or unusable. We use Linked Data principles to structure and contextualise your data - making it easier to search, navigate and report large amounts of information.



Our platform is a versatile data processing engine able to identify key relationships between concepts across a variety of sources, including legacy data stores. It incorporates a range of tools which can be used to build bespoke solutions and interfaces that meet your business needs.

- Improve the quality of your decision making
- Automate time-consuming business processes
- Discover opportunities you didn't know existed
- Eliminate the negative impacts of data silos
- Get insights when you need them, where you need them

Powerful analytics for deeper insights

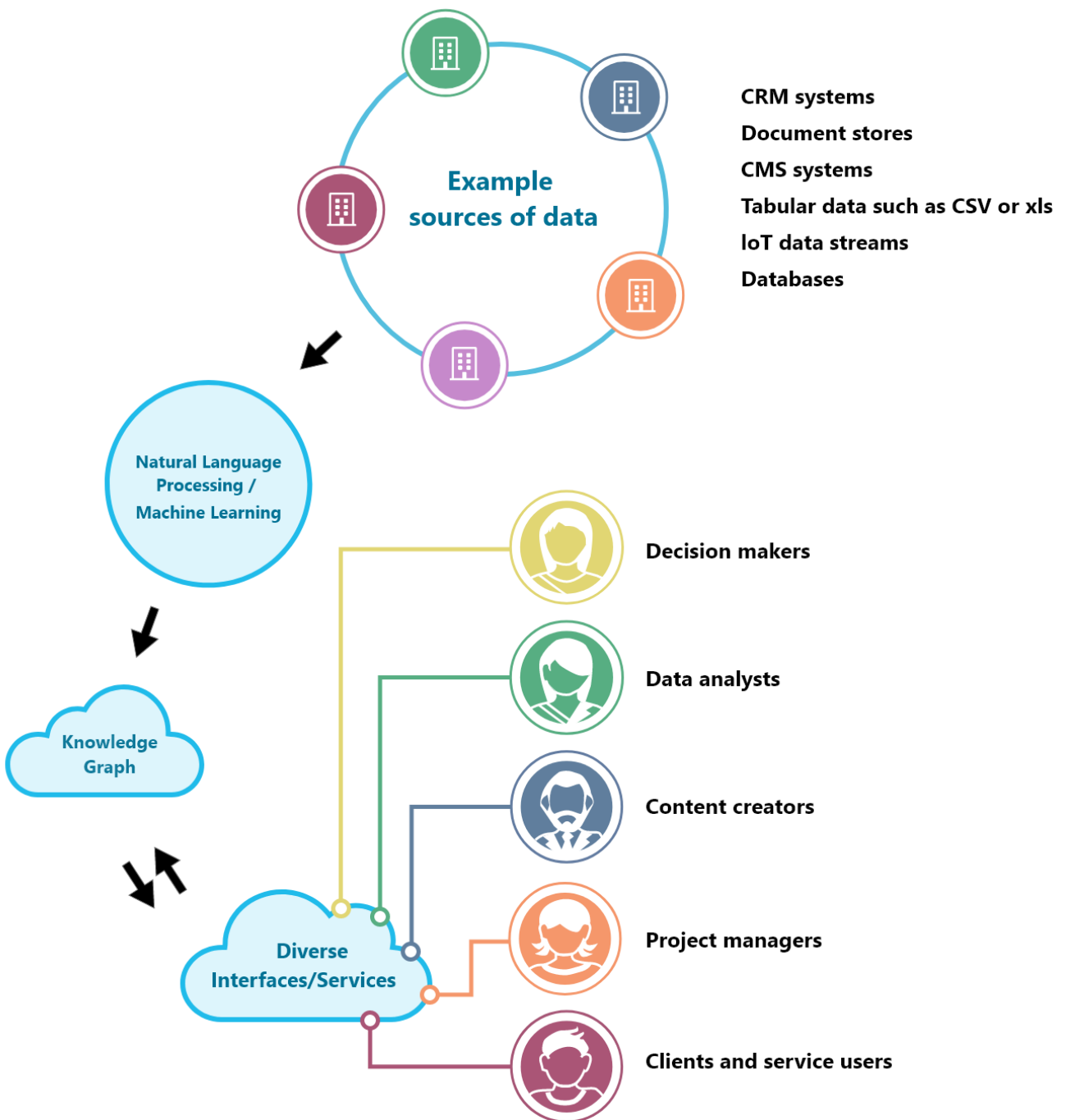


Take data analysis to a new level with our customisable tools.

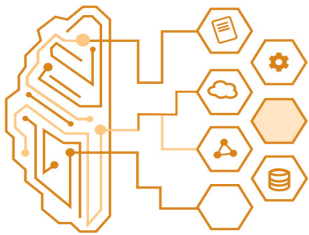
Wallscope's platform uses Natural Language Processing to extract information from structured and unstructured data. Our easy-to-use interface allows you to integrate both textual and numerical data, bringing more insights than traditional analysis tools. This paves the way for more informed and effective decision-making, avoids duplication of work and increases employee productivity.

- Bring different data sources together, in a range of formats, and explore correlations between them
- Visualise your sales progress in map view to understand marketing effectiveness at a local level
- Integrate your social media activity with KPIs for deeper digital marketing insights
- Collate your data in real-time to keep pace with rapidly changing markets
- Discover how tailored Machine Learning models can add value to your business

Platform overview



Platform overview



Link and organise your data

Automate time-consuming business processes

Semantic search

By linking and contextualising your data sources, and placing them in a customised, easy-to-use interface, we make finding information easier and more efficient than ever. Using our tools you can automate a range of time-consuming business processes.

- Search just once across multiple file types and formats, whether that's documents, emails, spreadsheets or any other source
- Link legacy or siloed data to new information without replicating data stores
- Find what you need straight away - even if you don't know where it's stored
- Uncover new insights that were not visible in a single database
- Develop smarter ways to store, model and structure data
- Share, collect and re-use data more easily

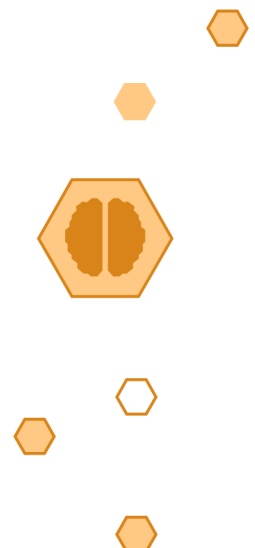
Unlock value from your data

Discover opportunities you didn't know existed

Relationship Mapping, Smart Content Aggregator

Explore relationships across diverse unconnected data sets with a customised Knowledge Graph. This allows you to pull together related information from across internal or external sources while you're creating content. These powerful tools can be used in any scenario where traditional keyword-based search is inefficient, to enrich the knowledge behind the content you're creating.

- Automatically recognise the names of people, places, organisations, topics or concepts across multiple documents and data stores
- Pull together contextually related information from across internal and external sources when you're creating content
- Use the Knowledge Graph as a basis for a wide range of AI applications
- Extract structured data from unstructured data sources



Platform overview

Develop a common shared knowledge base

Eliminate the negative impacts of data silos

Term Mapper

Using our Term Mapper you can develop a common vocabulary of key terms relevant to your area of knowledge and expertise.

By using ontologies and shared vocabularies to organise your information, you can work more efficiently and ensure a common shared understanding of your data.

Ontologies allow a machine to work more like a human brain in terms of classifying information and allowing you to navigate it smoothly. Using our tools you can explore your organisational vocabularies within an intuitive interface that allows the user to explore connections between key terms and concepts.

- No need to rely on particular individuals to locate information
- Avoid decisions being based on departmental bias
- Ensure that the latest version of documents can always be identified
- Quickly verify which information is the most recent and reliable
- Ensure information can be easily shared and re-used through the consistent application of data standards
- Increase transparency through a common shared understanding of information

Engage your audience

Insights where you need them, when you need them

Data visualisation

See your insights come to life in a personalised dashboard, or connect to your own favourite visualisation tools. By quickly presenting insights in an engaging and understandable way, you'll improve communication with colleagues and stakeholders and strengthen collaborative working.

- Easy to use, intuitive interface
- Overlay data in a range of views including map, timeline, graph or table
- Interact with your data in a live environment
- On-premise or cloud delivery of information
- Connect to Power BI, Sharepoint, Google Drive and any source with an available API
- Co-design dashboards or apps that meet your business needs

